

UrbanPlot

Layout Garden Design Plans

Client: J Bloggs

Location: Hitchin



Layout & Zoning Concept

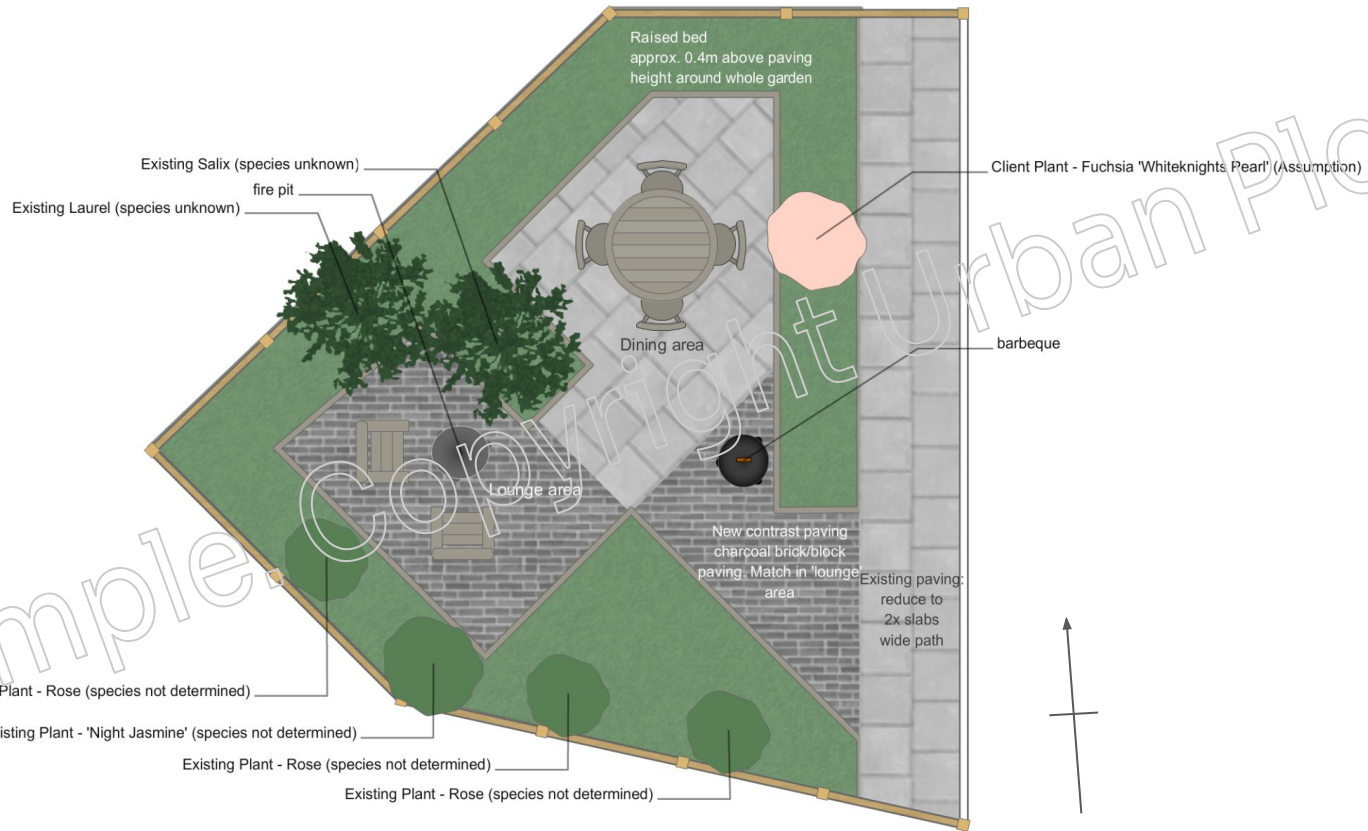
- The garden shape triangular and slightly awkward which can make it difficult to maximise the space
- The concept behind the design is to move the key functions for enjoying the garden (lounging, eating enjoying flowers) away from the house
- This means you can both utilise all of the space in the garden more frequently but also change the perspective when sat on the dining patio or in the slightly shaded 'lounge' area to look across the different planting views of the garden
- To achieve this the garden has been split into zones to provide different reasons to move into each space of the garden. There are two relaxing areas, one for dining/cooking and one for lounging in the day or evening with a fire pit
- The planting is designed to be completely raise off the ground with the entire border wrapping around the whole garden in a raise bed, approx. 0.5m high. This is designed make each relaxing area feel separate and private. The raise bed isn't essential if budget is restrictive, but will provide a more cosy feel to the garden
- The bed nearest the house has been designed to improve the view from the patio doors (assumption is this is a bedroom), which will look onto planting rather than hard landscaping. The kitchen door leads straight out onto the path to access the cooking/dining area

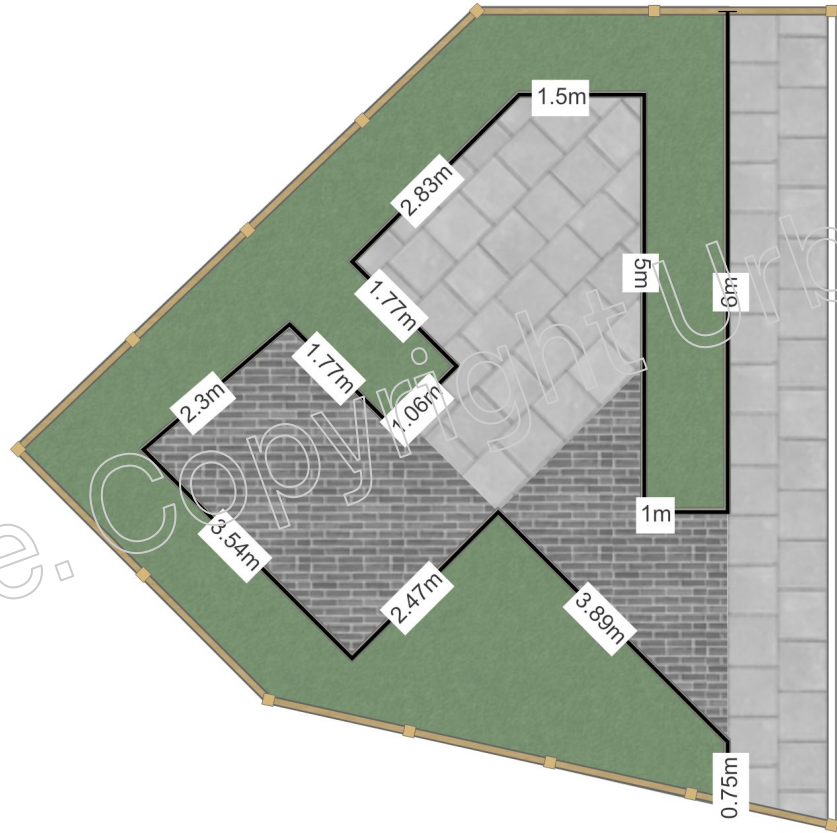
Garden Conditions

- **Garden direction:** West facing
- **Sun levels:** Most of garden in full sun
- **Soil type:** dry, sandy
- **Soil moisture:** Well drained, moist but well drained
- **Garden size:** 10 x 9 at widest points
- **Other information:** n/a

Client Requirements

- **Primary garden uses:** Enjoying flowers & relaxing
- **Nice to have uses:** eating/cooking
- **Existing plants to remain:** Several existing plants to be included and new Fuchsia and Lavender plants purchased by the client
- **Style:** Square edges, modern design
- **Care level:** medium/low-maintenance





Sample. Copyright Urban Plot

All measurements are approximate and may need minor adjustments

Links in images

Lounge Area & Inter

Option 1 - Budget Friendly

Charcoal/anthracite block pavers. Dark grey to contrast with lighter dining paving

Size: 200 x 60cm

Option 2 - Upgrade

Natural Limestone in dark grey

Size: 200 x 50cm



Railway sleepers [\(link\)](#)



Dining Area/Path


Option 1 - Budget Friendly

Keep square pavers along side house. Remove one row and repurpose for dining area. Purchase additional as required

Option 2 - Upgrade

Natural sandstone in grey to compliment the natural planting scheme.

Size: 600 x 600 sizes



Hakonechloa macra

Common Name: Japanese forest grass

Planting Plan Number: 1

Quantity Needed: 1




Plant Info	
Type	Grass
Sunlight	Full Sun / Part Shade / Shade
Ultimate Height (m)	0.5
Ultimate Spread (m)	0.5
UK Hardiness	Fully Hardy
Soil Moisture	Moist, but well-drained
Evergreen/Deciduous	Deciduous
Drought Tolerant	No

Season of Interest						Flowering Notes
Plant	Spring	Summer	Autumn	Winter		
Flower						Delicate flower spikes in summer Leaves turn maroon in autumn
Leaves						
Care Calendar						Care Notes
Action	Spring	Summer	Autumn	Winter		
Prune/Cutback					Cut back old, flowered stems and dead foliage at the base in late winter Divide in spring when new shoots appear Mulch annually with compost	
Propagate						
Mulch						

Hydrangea paniculata 'Limelight'

Common Name: panicled hydrangea 'Limelight'

Planting Plan Number: 2

Quantity Needed: 1




Plant Info	
Type	Shrub
Sunlight	Full Sun / Part Shade
Ultimate Height (m)	1.5
Ultimate Spread (m)	1.5
UK Hardiness	to -15
Soil Moisture	Moist, but well-drained / Well-drained
Evergreen/Deciduous	Deciduous
Drought Tolerant	No

Season of Interest						Flowering Notes
Plant	Spring	Summer	Autumn	Winter		
Flower						Gorgeous large flowers go from acid green to white to pink through year Dark green, drop in early winter
Leaves						
Care Calendar						Care Notes
Action	Spring	Summer	Autumn	Winter		
Prune/Cutback					Cut back by a third in early spring. Optional Chelsea chop end of May to <small>delay flowering</small> Cuttings: softwood in summer, hardwood in winter improve chalky soils with compost/manure	
Propagate						
Mulch						

Geum 'Totally Tangerine'

Common Name: Avenis

Planting Plan Number: 3

Quantity Needed: 3



Plant Info	
Type	Perennial
Sunlight	Full Sun / Part Shade
Ultimate Height (m)	0.6
Ultimate Spread (m)	0.5
UK Hardiness	Fully Hardy
Soil Moisture	Moist, but well-drained / Well-drained
Evergreen/Deciduous	Evergreen
Drought Tolerant	No

Season of Interest						Flowering Notes
Plant	Spring	Summer	Autumn	Winter		
Flower						Profusion of delicate orange flowers Compact clump forming habit
Leaves						
Care Calendar						Care Notes
Action	Spring	Summer	Autumn	Winter		
Prune/Cutback					Cutback fade flowers in spring for second flowering Divide in spring Mulch in spring	
Propagate						
Mulch						

Penstemon 'Garnet'

Common Name:

Planting Plan Number: 4

Quantity Needed: 4



Plant Info	
Type	Perennial
Sunlight	Full Sun / Part Shade
Ultimate Height (m)	0.8
Ultimate Spread (m)	0.5
UK Hardiness	Fully Hardy
Soil Moisture	Moist, but well-drained
Evergreen/Deciduous	Deciduous
Drought Tolerant	No

Season of Interest						Flowering Notes
Plant	Spring	Summer	Autumn	Winter		
Flower						Tubular bell-shaped, deep wine flowers Narrow, dark foliage
Leaves						
Care Calendar						Care Notes
Action	Spring	Summer	Autumn	Winter		
Prune/Cutback					Deadhead faded flowers. Cut back to base in early spring Divide in spring Overwinter with a dry winter mulch	
Propagate						
Mulch						

Thank you for your custom. We
hope you enjoy your new garden.

If you have any questions or feedback please
reply to the email you received or contact us at
hello@urbanplot.co.uk

